


## Using Apple TV

Apple TV is kept under the counter.  
Remove from box and plug into power.  
Connect to TV with HDMI cord. There is one already in the TV.  
Turn on TV. Select HDMI 2 from input.  
The Apple TV is already connected to our Network.

### **Connecting to Network in another location:**

Use Touch surface to navigate to Settings icon.   
Press Touch surface to select.  
Scroll down to Network.....Select.  
Wait for desired network to appear.....Select.  
Enter password for Network by navigating with the Touch Surface and select each letter or number required one by one. (The Apple TV will remember the network once entered so this should only have to be done once.)  
Select Done.

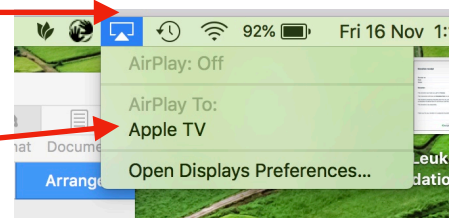


Pressing the Menu button will take you back.

### **Using with a laptop**

Select this icon from the menu bar. 


Select Apple TV. 



You will be asked to enter an Airplay Code.  
The code will appear on the TV screen.

Your desktop will now appear on the TV.

### **Using with an iPad**

Open Control Centre.  
Select either Screen Mirroring or Apple TV icon.   
Enter Airplay code.

Your screen will now appear open the TV.

